



COMMUNITY PROFILE

Parsons City, TN
 Geography: Place


| | | | | | | | | | | |
|------------------|-------------------|-----------------|-----------------|------------|------------------|-------------------|------------------|---------|-----------|---------|
| 2,115 | 0.32% | 2.13 | 29.9 | 43.5 | \$40,353 | \$112,924 | \$86,034 | 20.6% | 54.2% | 25.3% |
| Population Total | Population Growth | Average HH Size | Diversity Index | Median Age | Median HH Income | Median Home Value | Median Net Worth | Age <18 | Age 18-64 | Age 65+ |



18.7%
Services

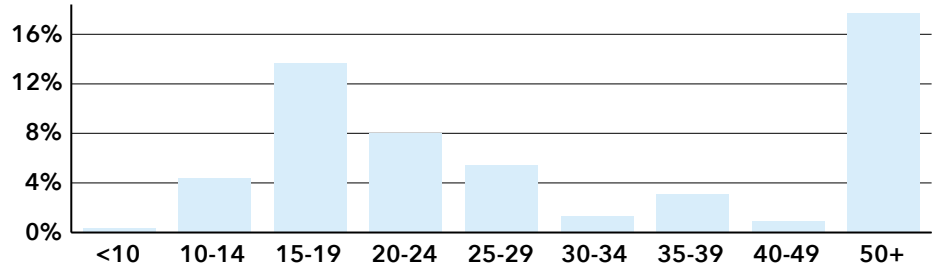


24.2%
Blue Collar

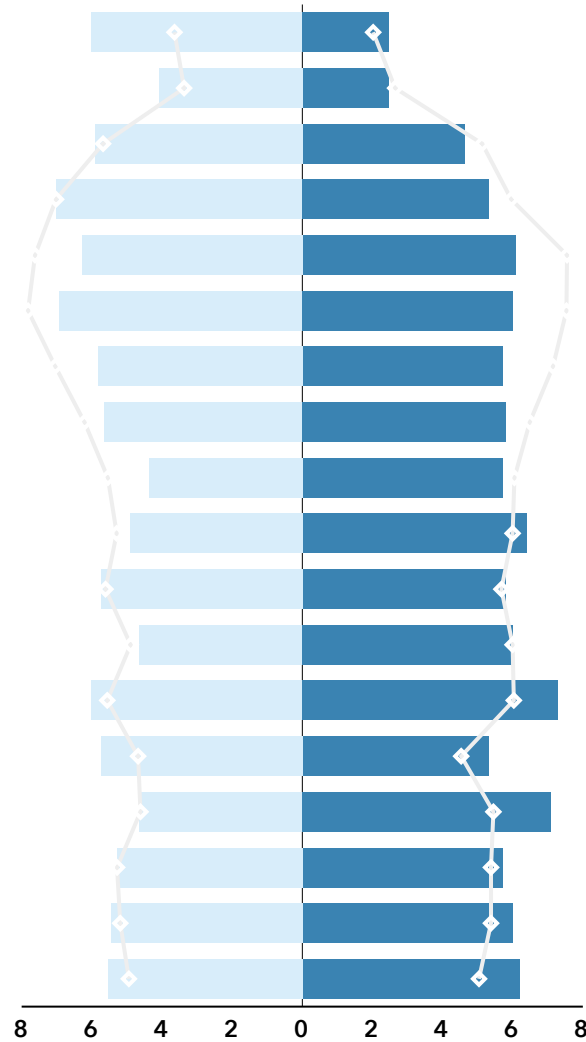


57.2%
White Collar

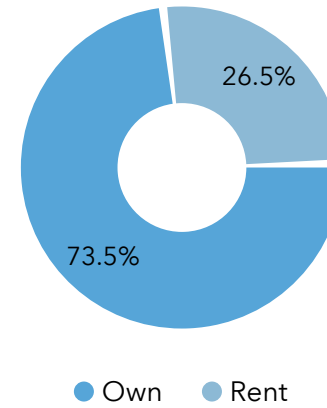
Mortgage as Percent of Salary



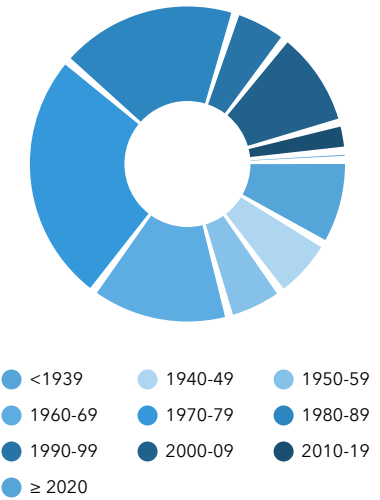
Age Profile: 5 Year Increments



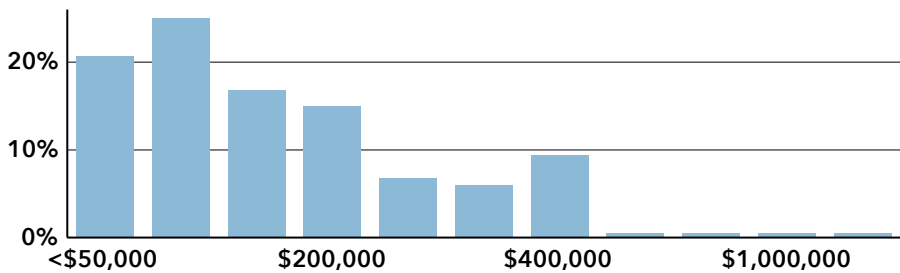
Home Ownership



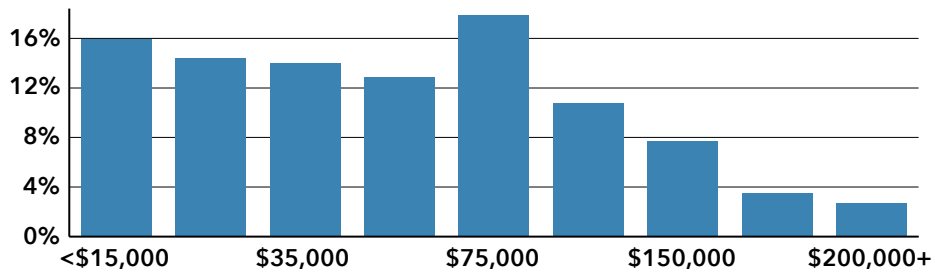
Housing: Year Built



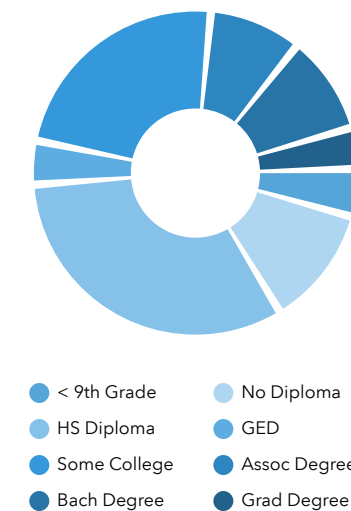
Home Value



Household Income



Educational Attainment



Commute Time: Minutes

