

COMMUNITY PROFILE

Ridgely Town, TN
 Geography: Place

1,660	-0.79%	2.26	42.4	44.4	\$48,651	\$100,000	\$63,748	21.2%	55.1%	23.7%
Population Total	Population Growth	Average HH Size	Diversity Index	Median Age	Median HH Income	Median Home Value	Median Net Worth	Age <18	Age 18-64	Age 65+



24.5%
Services

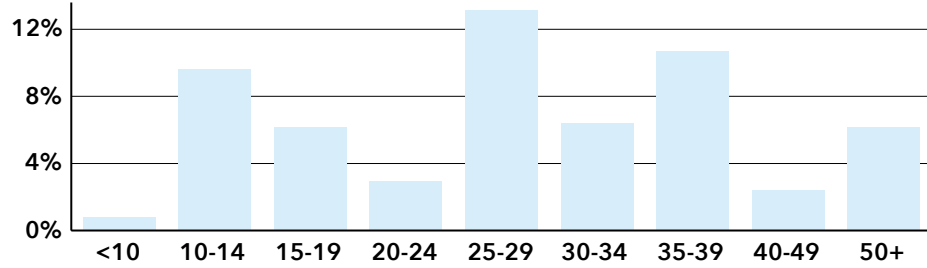


38.2%
Blue Collar



37.5%
White Collar

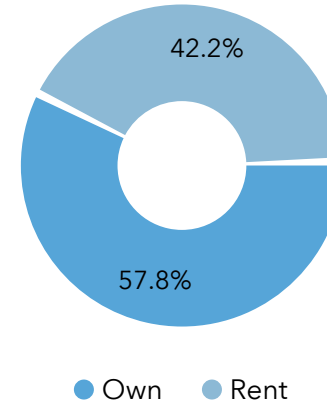
Mortgage as Percent of Salary



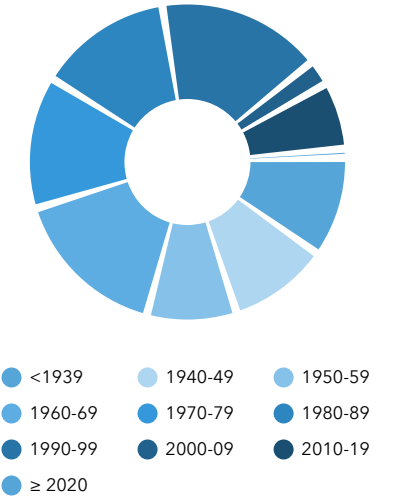
Age Profile: 5 Year Increments



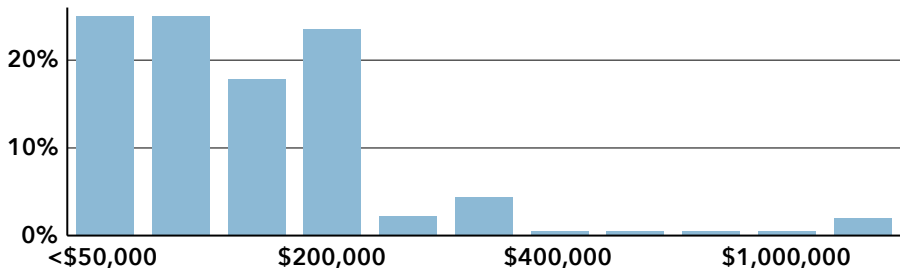
Home Ownership



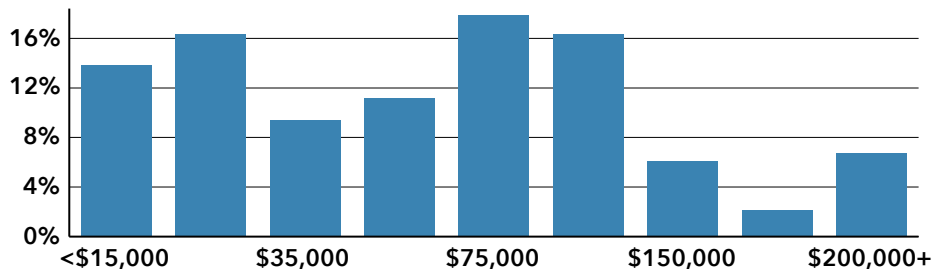
Housing: Year Built



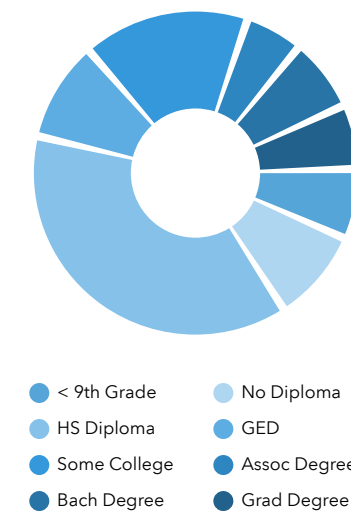
Home Value



Household Income



Educational Attainment



Commute Time: Minutes

