

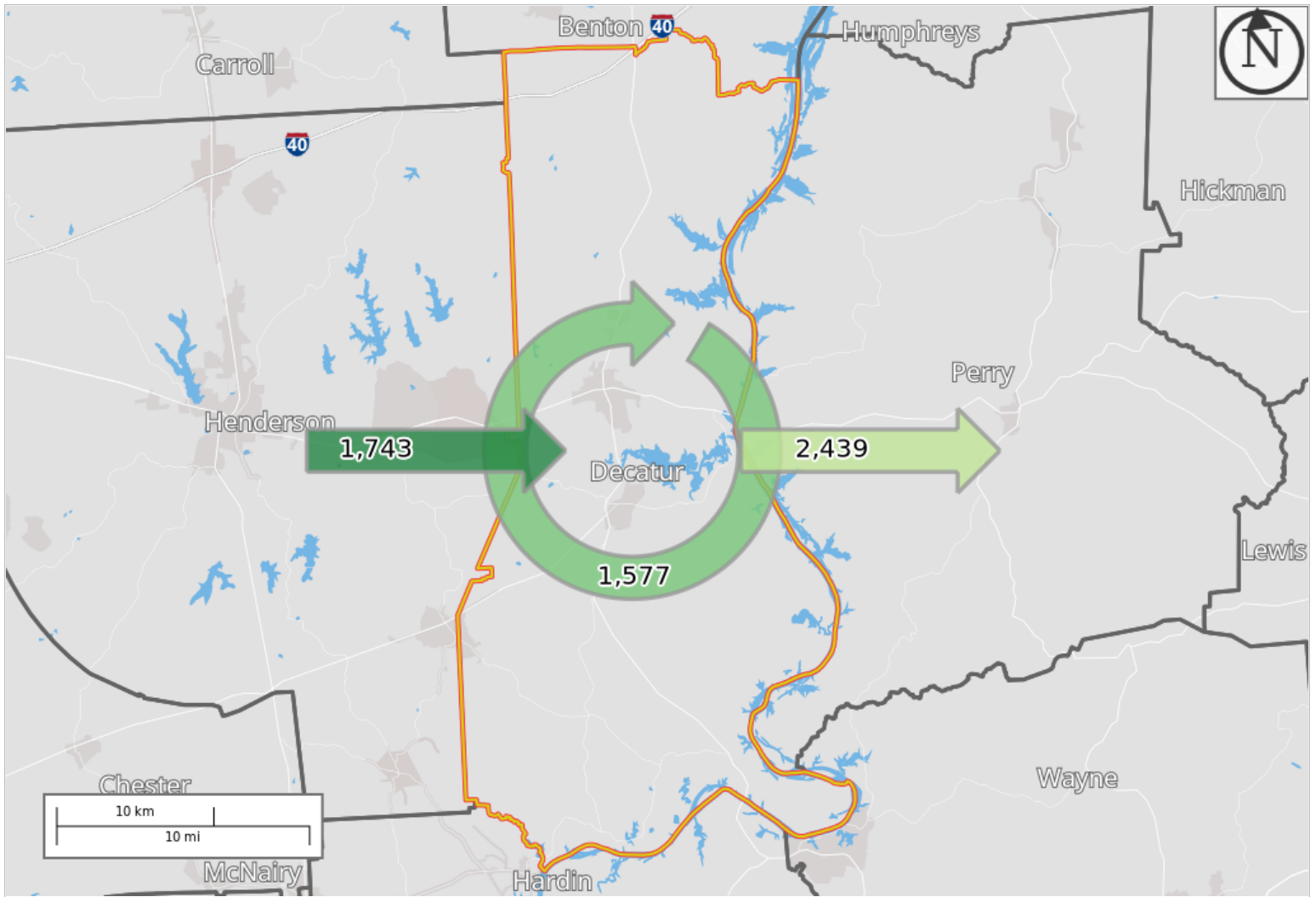
Inflow/Outflow Report

All Jobs for All Workers in 2021

Created by the U.S. Census Bureau's OnTheMap <https://onthemap.ces.census.gov> on 01/04/2024

Inflow/Outflow Counts of All Jobs for Selection Area in 2021




All Workers



Map Legend

Selection Areas
 Selection Area

Inflow/Outflow

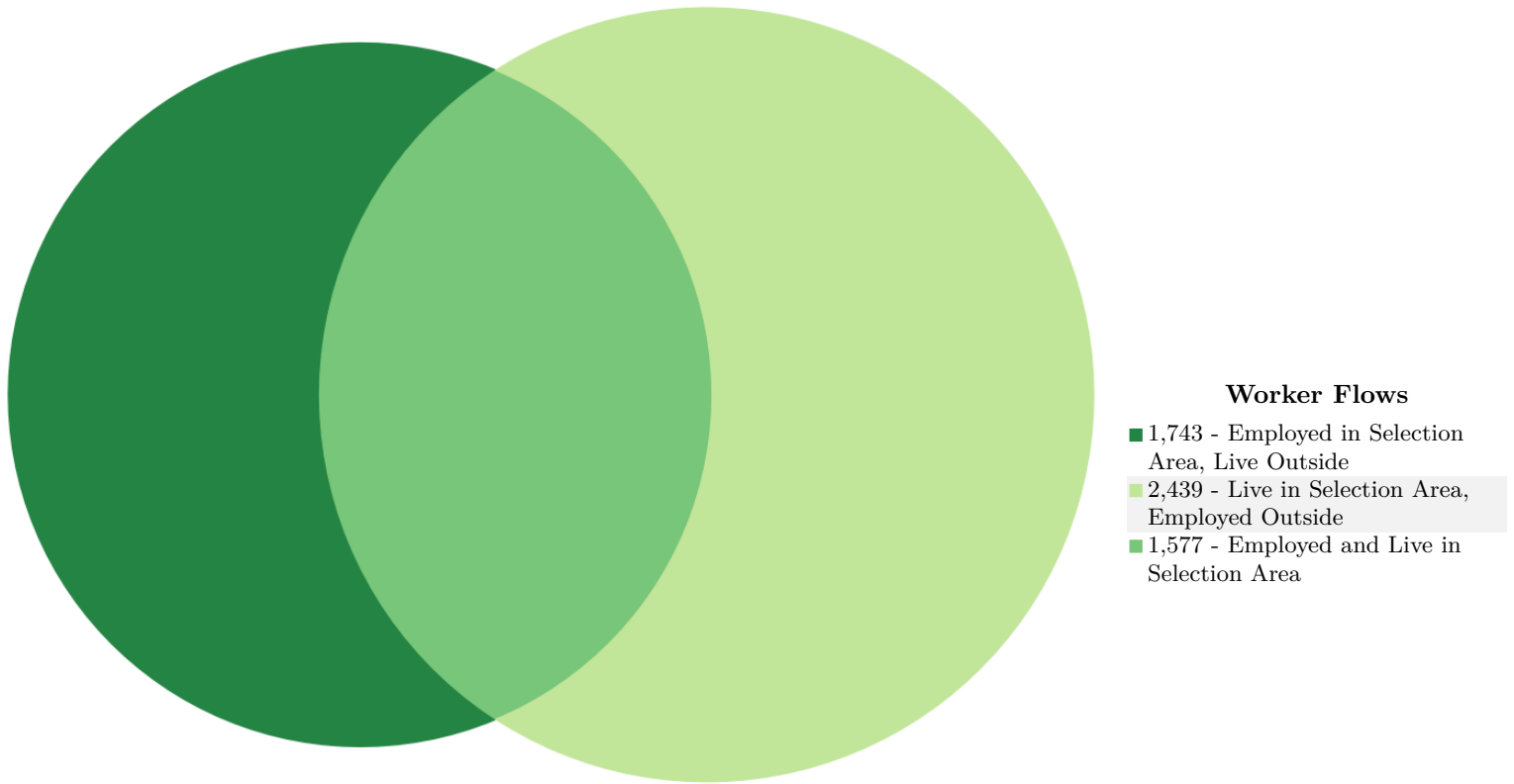
-  Employed and Live in Selection Area
-  Employed in Selection Area, Live Outside
-  Live in Selection Area, Employed Outside

Note: Overlay arrows do not indicate directionality of worker flow between home and employment locations.



Inflow/Outflow Counts of All Jobs for Selection Area in 2021

All Workers



Inflow/Outflow Counts of All Jobs for Selection Area in 2021

All Workers

Worker Totals and Flows	2021	
	Count	Share
Employed in the Selection Area	3,320	100.0\%
Employed in the Selection Area but Living Outside	1,743	52.5\%
Employed and Living in the Selection Area	1,577	47.5\%
Living in the Selection Area	4,016	100.0\%
Living in the Selection Area but Employed Outside	2,439	60.7\%
Living and Employed in the Selection Area	1,577	39.3\%

Additional Information

Analysis Settings

Analysis Type	Inflow/Outflow
Selection area as	N/A
Year(s)	2021
Job Type	All Jobs
Selection Area	Decatur County, TN from Counties
Selected Census Blocks	985
Analysis Generation Date	01/04/2024 13:36 - OnTheMap 6.23.4
Code Revision	b83319a02a70b14bc14ccfe9d9a4e81022acdb73
LODES Data Vintage	20231016_1512

Data Sources

Source: U.S. Census Bureau, OnTheMap Application and LEHD Origin-Destination Employment Statistics (Beginning of Quarter Employment, 2nd Quarter of 2002-2021).

Notes

1. Race, Ethnicity, Educational Attainment, and Sex statistics are beta release results and are not available before 2009.
2. Educational Attainment is only produced for workers aged 30 and over.
3. Firm Age and Firm Size statistics are beta release results for All Private jobs and are not available before 2011.