

COMMUNITY PROFILE

Rutherford Town, TN
 Geography: Place

1,166	0.11%	2.37	38.4	44.5	\$37,748	\$83,402	\$100,000	19.6%	59.6%	21.9%
Population Total	Population Growth	Average HH Size	Diversity Index	Median Age	Median HH Income	Median Home Value	Median Net Worth	Age <18	Age 18-64	Age 65+



17.2%
Services

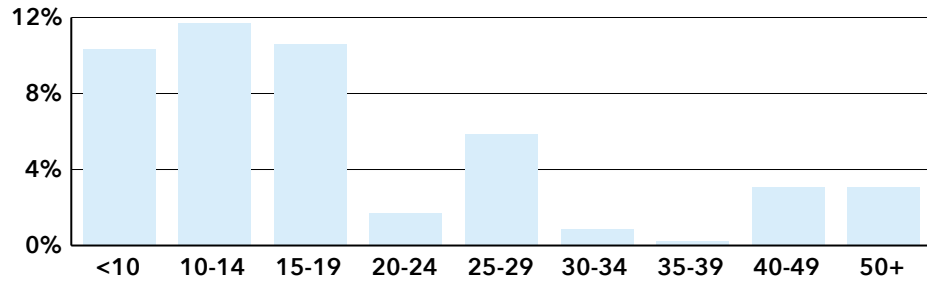


44.9%
Blue Collar

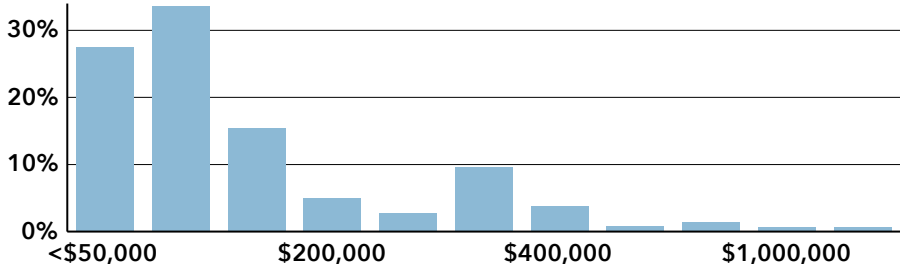


38.1%
White Collar

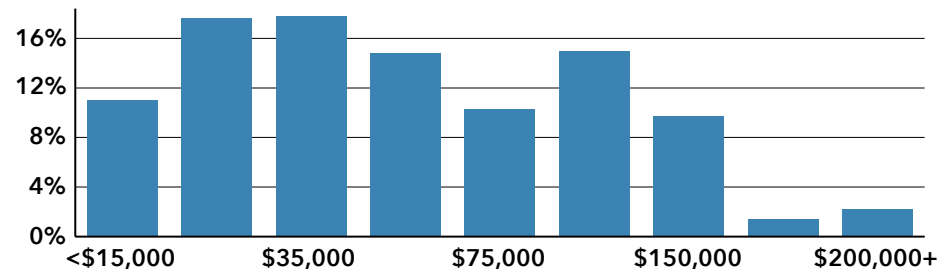
Mortgage as Percent of Salary



Home Value



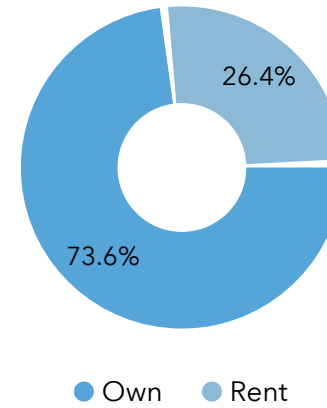
Household Income



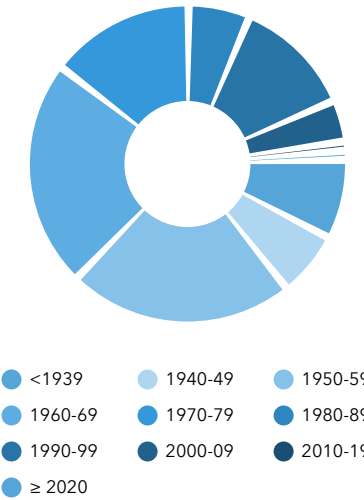
Age Profile: 5 Year Increments



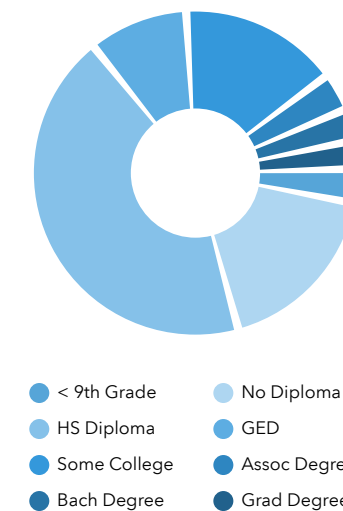
Home Ownership



Housing: Year Built



Educational Attainment



Commute Time: Minutes

