

COMMUNITY PROFILE

Tiptonville Town, TN
 Geography: Place

3,902	-0.83%	2.08	53.8	36.6	\$31,526	\$99,010	\$13,777	11.4%	77.1%	11.5%
Population Total	Population Growth	Average HH Size	Diversity Index	Median Age	Median HH Income	Median Home Value	Median Net Worth	Age <18	Age 18-64	Age 65+



33.1%
Services

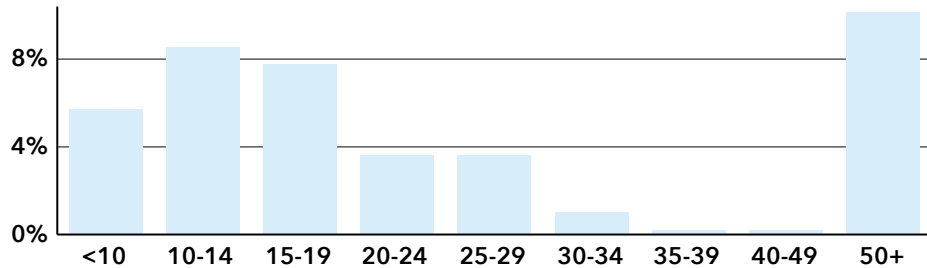


21.2%
Blue Collar



45.8%
White Collar

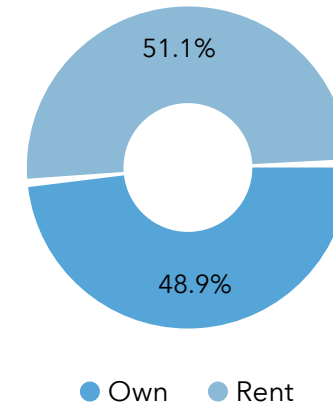
Mortgage as Percent of Salary



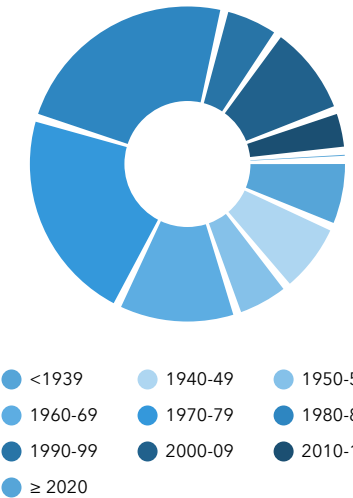
Age Profile: 5 Year Increments



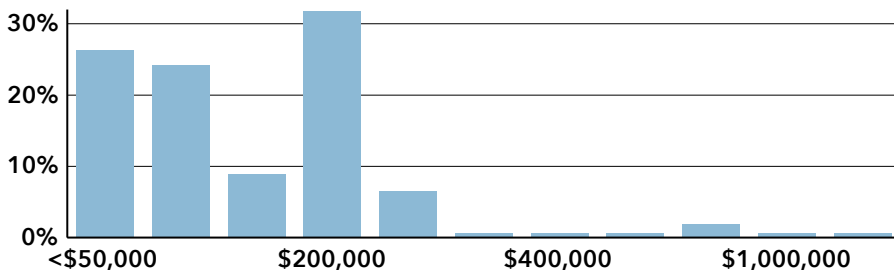
Home Ownership



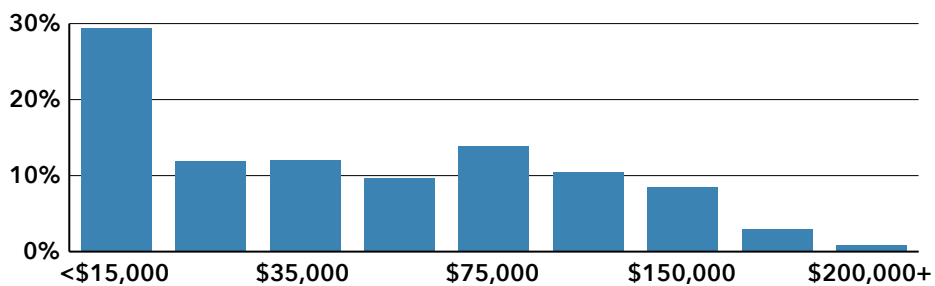
Housing: Year Built



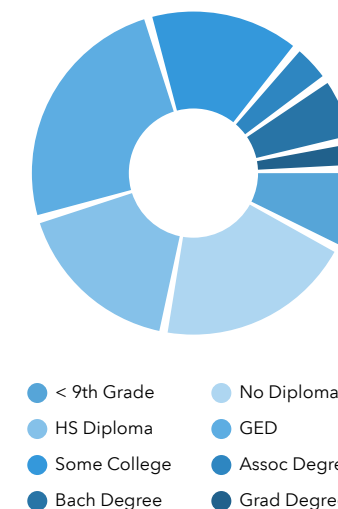
Home Value



Household Income



Educational Attainment



Commute Time: Minutes

