

# COMMUNITY PROFILE

Obion County, TN 2  
Geography: County

30,520	-0.39%	2.36	40.0	44.0	\$47,488	\$128,486	\$95,705	19.7%	58.6%	21.7%
Population Total	Population Growth	Average HH Size	Diversity Index	Median Age	Median HH Income	Median Home Value	Median Net Worth	Age <18	Age 18-64	Age 65+



17.7%  
Services

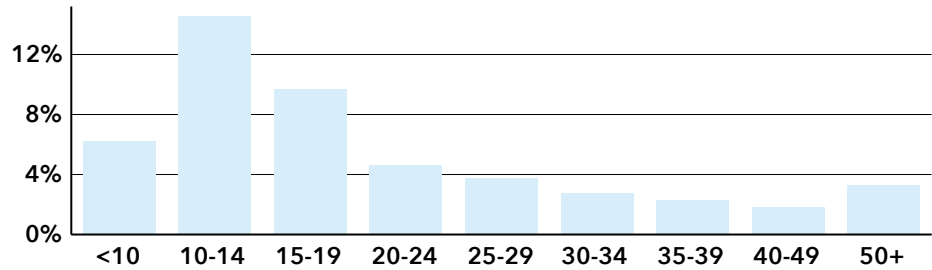


33.1%  
Blue Collar

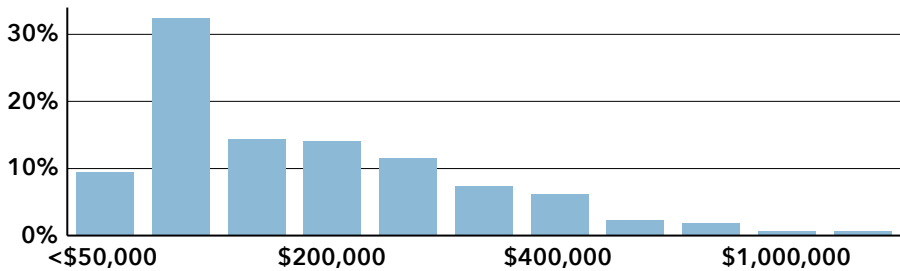


49.2%  
White Collar

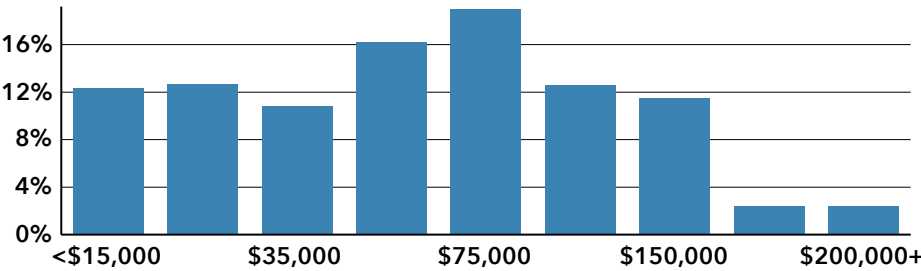
Mortgage as Percent of Salary



Home Value



Household Income

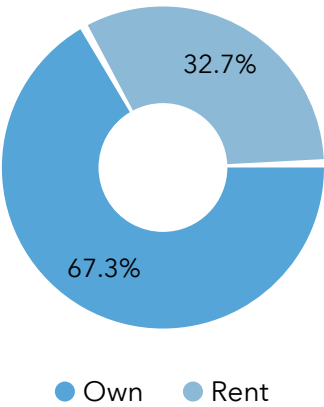


Age Profile: 5 Year Increments

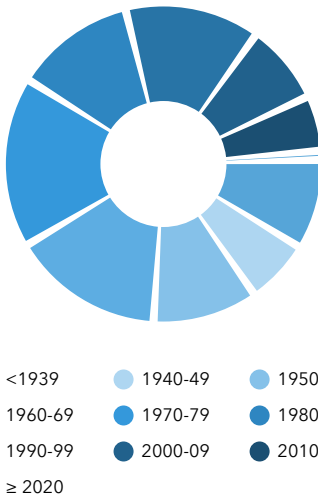


Dots show comparison to Tennessee

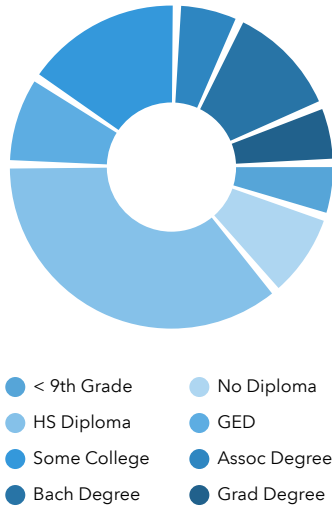
Home Ownership



Housing: Year Built



Educational Attainment



Commute Time: Minutes

